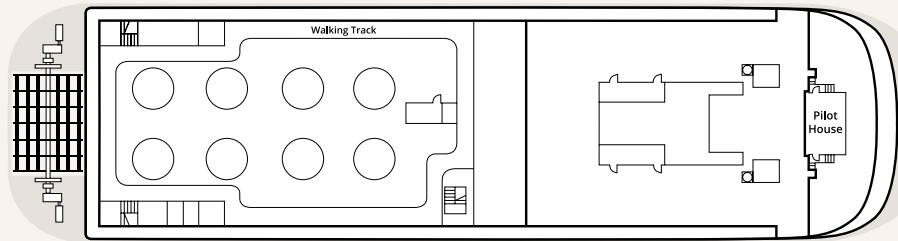




## DECK PLANS & SHIP STATISTICS

**A** **DELUXE OUTSIDE STATEROOMS WITH PRIVATE VERANDA**  
*Cabin Deck*

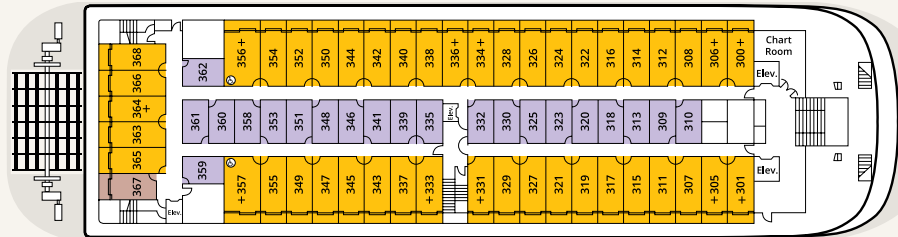
255 SQ. FT. with  
40 SQ. FT. private veranda



**DECK 4 – SUN DECK**

**B** **OUTSIDE STATEROOMS WITH VERANDA**  
*Observation Deck*

220 SQ. FT. with open veranda



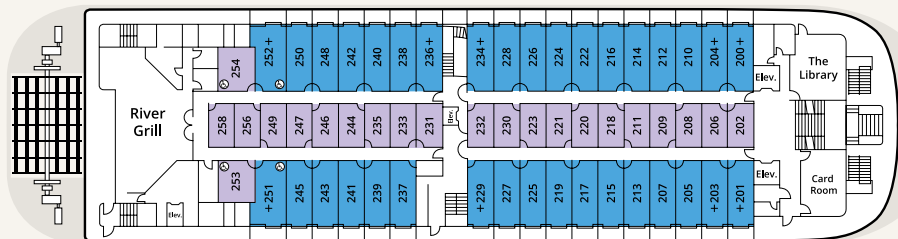
**DECK 3 – OBSERVATION DECK**

**E** **INSIDE STATEROOMS**  
*Observation & Cabin Decks*

170 SQ. FT.

**S0** **SINGLE OUTSIDE STATEROOMS WITH VERANDA**  
*Observation Deck*

180 SQ. FT. with open veranda

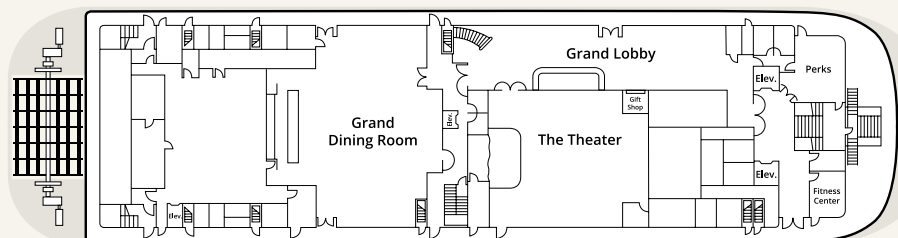


**DECK 2 – CABIN DECK**

**HANDICAP ACCESSIBLE SUITES AND STATEROOMS**

**+** TRIPLE STATEROOMS

Year Built.....	1995
Superstructure.....	2020
Length.....	361 FT.
Passenger Decks.....	4
Suites and Staterooms.....	123
Passenger Capacity.....	245
Crew Size.....	98



**DECK 1 – MAIN DECK**